

# Capped Conduit Elbows

## 90° Female/Female Short Conduit Elbow

### Type LBY

#### Use:

Provides a 90° change in direction in hazardous and ordinary locations where accessibility is needed for pulling conductors.


#### Features:

- Screw-on Cover for ease of installation and removal.
- Cover opens on an angle permitting conductors to be pulled straight through either hub.
- Can make 90° turns in conduit where a compact turn is desired.
- Female tapered threaded hubs (NPT) for rigid conduit and IMC.

#### Material/Finish:

Malleable Iron/Zinc Electroplated

#### Third Party Certification:

-  UL Listed: 34997  
 Class I, Div. 1, 2, Groups B, C, D  
 Class I, Zone 1, 2, Groups IIA, IIB + H<sub>2</sub>  
 Class II, Div. 1, 2, Groups E, F, G  
 Class III

-  CSA Certified: 009795

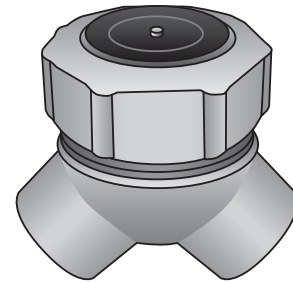
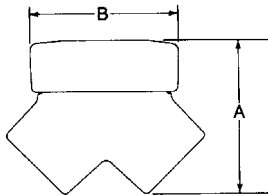
#### Applicable Third Party Standards:

UL Standards: 514B and 886  
 CSA Standard: C22.2 No. 30  
 NEC Articles 500-503 & 505  
 Mil. Spec: Mil-F-28675

#### Suggested Specifications:

Where 90° female/female capped conduit elbows are required, they shall be of malleable iron construction suitable for hazardous locations as defined in NEC Articles 500 through 503 and 505. The capped elbows shall be O-Z/Gedney Type LBY series.

Trade Size (inches)	Catalog Number	Dimensions in Inches	
		A	B
1/2	LBY-50	2 1/4	2 3/32
3/4	LBY-75	2 1/2	2 5/16
1	LBY-100	2 13/16	2 9/16
1 1/4	LBY-125	3 1/8	3 5/16
1 1/2	LBY-150	3 3/8	3 9/16



Type LBY