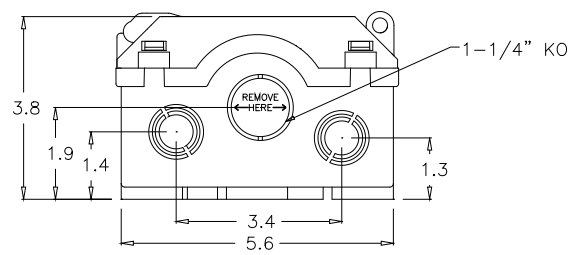
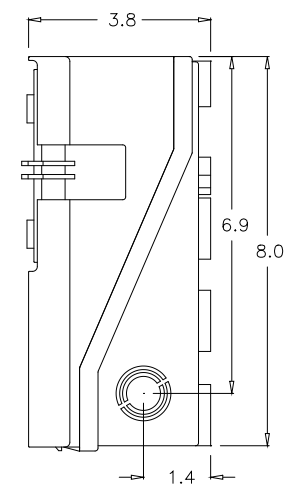
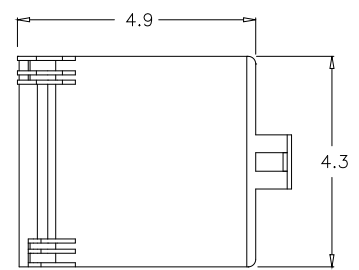
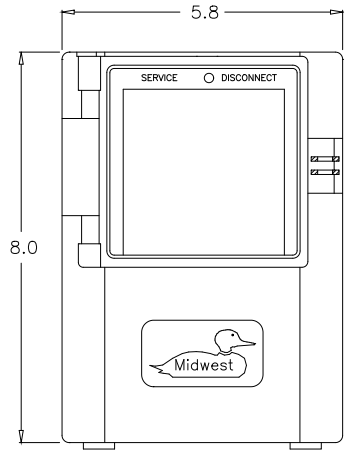
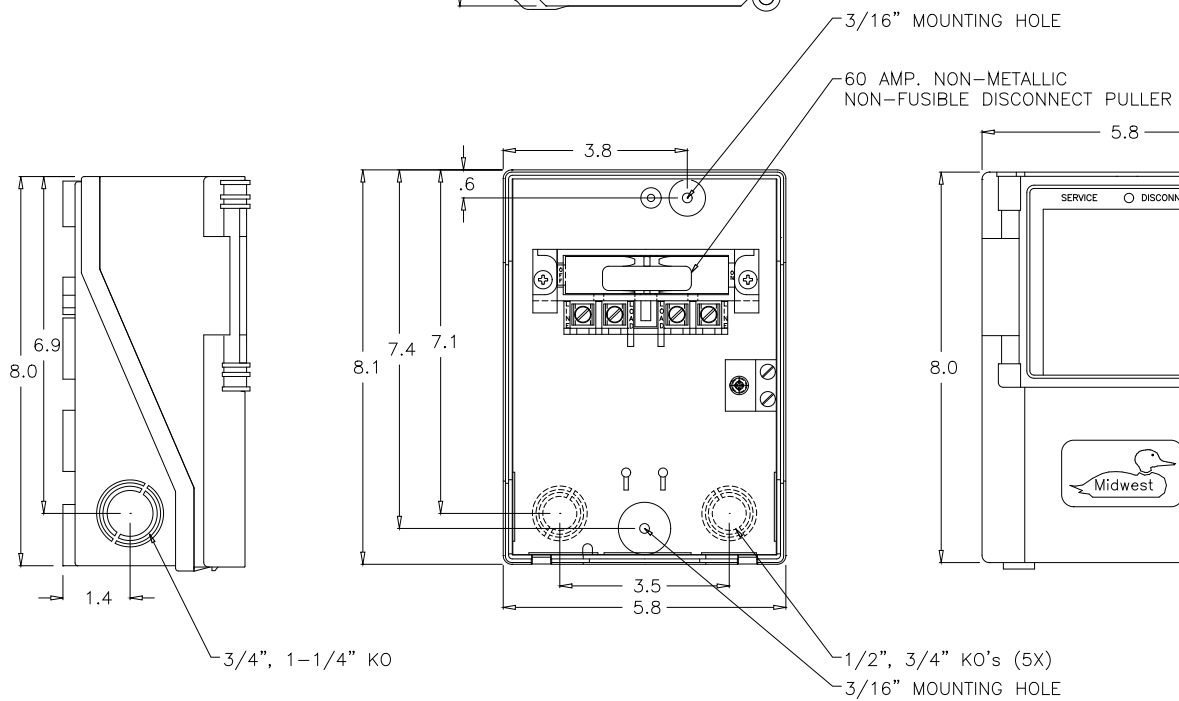


WIRE RANGE TABLE D:

CONNECTOR	COPPER		ALUMINUM	
	SOLID	STRAND	SOLID	STRAND
LINE	14-8	14-2	12-8	12-2
LOAD	14-8	14-2	12-8	12-2
NEUTRAL	-----	-----	-----	-----
EQUIP. GRND.	12-8	12-2	12-8	12-2



SH1

MIDWEST ELECTRIC PRODUCTS, INC.
Mankato, MN

Dr. By: JDE
Ck. By:
CR: R0746662

* = Critical To Quality
Unless Otherwise Specified
Tolerances On:
3 Pl. Decimals ± .010
2 Pl. Decimals ± .030
Fractions ± 1/32
Angles ± 1/2'
Holes ± .003
Dimensions Are In Inches

AutoCad Generated
SCALE 1 : 1
SIZE A
SHEET 1 OF 1

TITLE: P065P
OUTLINE DRAWING
DWG NO: 265A6289