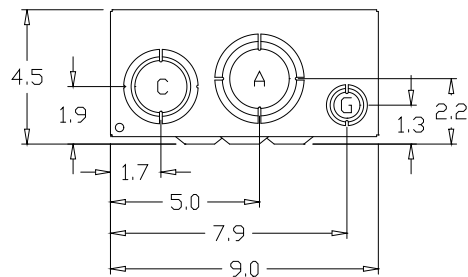
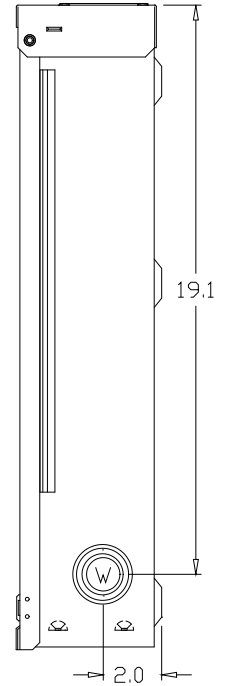
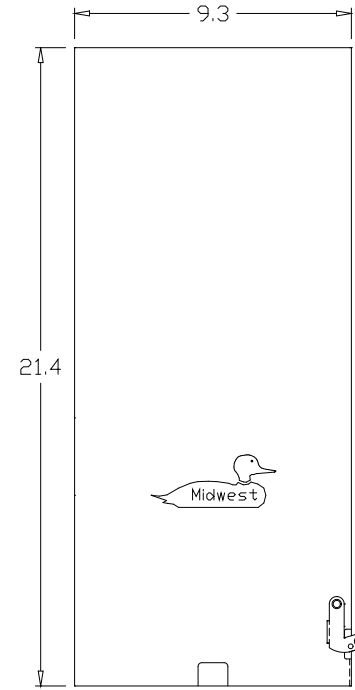
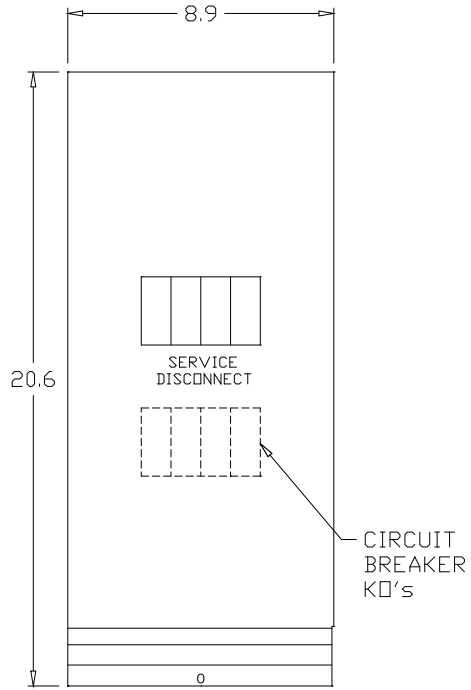
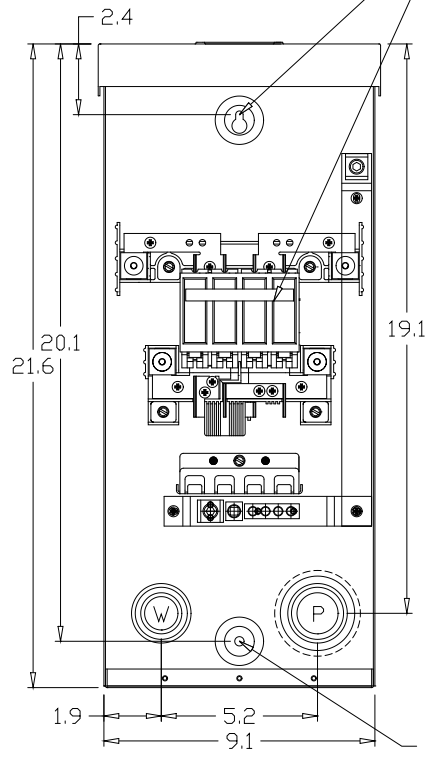
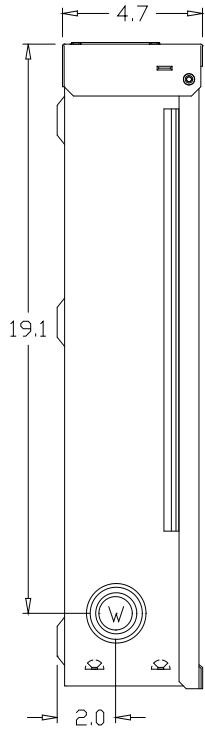
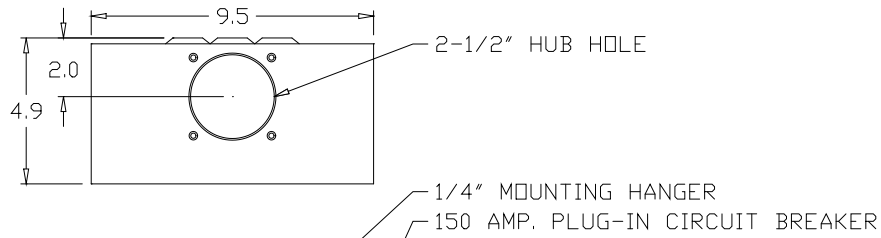


WIRE RANGE TABLE BG:

CONNECTOR	COPPER		ALUMINUM	
	SOLID	STRAND	SOLID	STRAND
LINE	-----	1-4/0	-----	2/0-4/0
LOAD	-----	1-4/0	-----	2/0-4/0
NEUTRAL A	-----	1-4/0	-----	1-4/0
NEUTRAL/GRND. B	-----	6-2/0	-----	6-2/0
NEUTRAL/GRND. C	14-8	14-4	12-8	12-4



KO's SIZES:

P = 1/2", 3/4", 1", 1-1/4", 1-1/2", 2", 2-1/2"
W = 1/2", 3/4", 1", 1-1/4", 1-1/2", 2"
G = 1/2", 3/4", 1"
A = 1-1/2", 2", 2-1/2"
C = 1-1/4", 1-1/2", 2"

SH6

MIDWEST ELECTRIC PRODUCTS, INC.
Mankato, MN

Dr. By: JE
Ck. By:
CR: R0811402

* = Critical To Quality
Unless Otherwise Specified

AutoCad Generated

Tolerances On:
3 Pl. Decimals ± .010
2 Pl. Decimals ± .030
Fractions ± 1/32
Angles ± 1/2"
Holes ± .003
Dimensions Are In Inches

SCALE 1 : 1
SIZE A

SHEET 1 OF 1

TITLE: U181C1
OUTLINE DRAWING

DWG NO: 198B8606

Rev.1 CR R0811402 JE 1-23-08