

OVERVIEW

The CMR 10 Series incorporates Passive Infrared (PIR) technology into an attractive and economical line powered sensor to provide maximum viewing from the ceiling. When mounted at 9 ft (2.74 m), this sensor views up to 28 ft (8.53 m) in all directions. Its circular coverage pattern is designed for walking motions; making it ideal for T-shaped intersections in corridors, or other areas where wall mounting a sensor is not practical. Low ceiling heights are also best covered with the CMR 10. For example, when mounted at only 7 ft (2.13 m), the height of pick aisles in many distribution centers, the CMR 10 provides a 32 ft (9.75 m) diameter pattern of coverage. For detection of minor motion is also required, the CMR PDT 10 Series Dual Technology sensor is recommended. With optional flash programming via the Sensor Switch VLP mobile device application, the user can easily change time delay, on mode and photocontrol settings.

FEATURES

- Push- button programmable, adjustable time delays, and multiple operating modes
- 100 hr lamp burn-in timer
- No field calibration or sensitivity adjustments required

Warranty

Five-year limited warranty. Complete warranty terms located at:
www.acuitybrands.com/support/customer-support/terms-and-conditions

Note: Actual performance may differ as a result of end-user environment and application. Specifications subject to change without notice.

Apple and the Apple logo are trademarks of Apple Inc. Android and Google Play are trademarks of Google, Inc. Other trademarks are property of their respective owners.



CMR 10
CMR PDT 10
Extended Range 360° Sensor



ORDERING INFORMATION

CMR 10		Example: CMR 10 ADC LT	
Series	Detection Technology	Coverage Type	Relay
CMR Ceiling Mount Sensor	[blank] PIR PDT ¹ Dual Technology (PIR/ Microphonics)	10 Large Motion 360°	[blank] Single Relay 2P ¹ Dual Relays
Control Type	Voltage	Visible Light Programming	Temp / Humidity
[blank] None D ^{1 2} Occupancy Controlled Dimming DZ ^{1 3} Dual Zone Photocell P Photocell ADC ^{1 2} Photocell w/ Dimming	[blank] 120/277 VAC 347 347 VAC	[blank] none VLP ^{2 4} Visible Light Programming	[blank] Standard LT Low Temp/ High Humidity

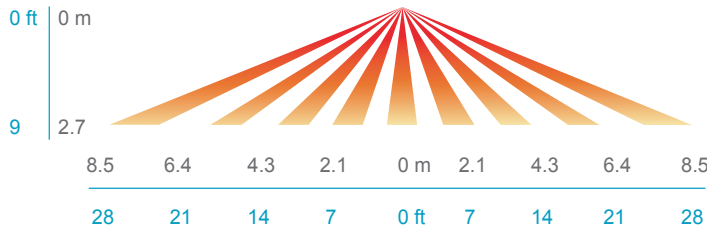
1. Not available with 480 option.
2. Not available with 2P option.
3. Not available with single relay option.
4. Requires PDT.

COVERAGE PATTERN

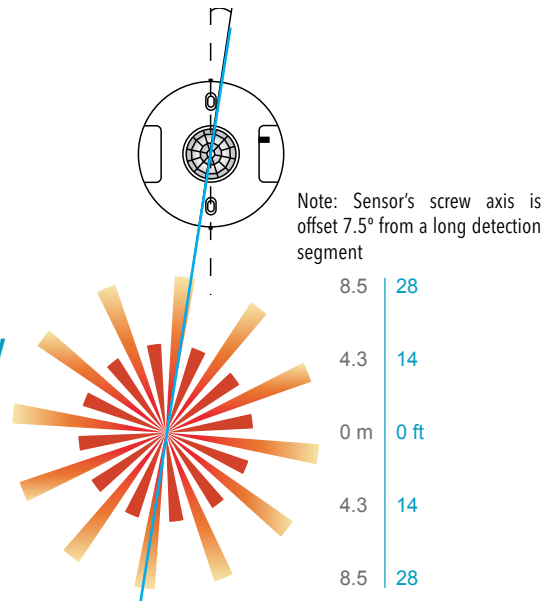
EXTENDED RANGE 360° LENS

- Best choice for large motion detection (e.g. walking)
- Viewing angle of 67° in a 360° conical shaped pattern
- Provides 28 ft (8.53 m) radial coverage when mounted to standard 9 ft (2.74 m) ceiling
- 7 to 15 ft (2.13 to 4.57 m) mounting heights provide 16 to 36 ft (4.88 to 10.97 m) radial coverage

SIDE VIEW



TOP VIEW



TYPICAL WIRING SINGLE RELAY

STANDARD WIRING

- BLACK*** - Line Input
 - BLACK*** - Load Output
 - WHITE** - Neutral
- *BLACK wires can be reversed

347 VAC OPTION (347)

Black wires are replaced w/ Red wires

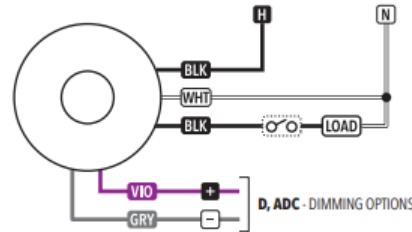
DIMMING OPTIONS (D, ADC)

- VIOLET** - Connect to Violet control wire from 0-10 VDC dimmable ballast
- GRAY** - Connect to Gray common wire from ballast

INITIAL POWER UP

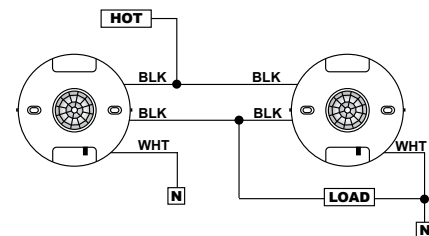
The sensor's relay is shipped in a latched closed position so the lights will come on upon initial power-up. If the lights do not immediately turn on (initial installation only) the latching relay opened during shipment and will close within 30 secs.

Note: If the sensor loses power, the internal relay will latch to on.



SENSORS IN PARALLEL

Sensors may be wired in parallel; however, the maximum load ratings stay the same. Do not wire sensors with P or ADC option in parallel.



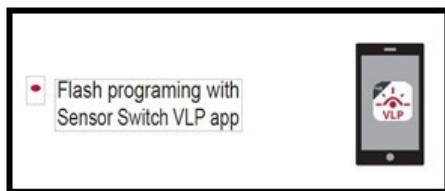
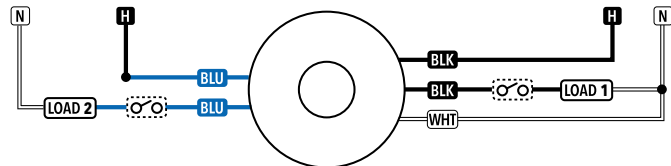
TYPICAL WIRING DUAL RELAY

STANDARD WIRING

- BLACK*** - Line Input 1
 - BLACK*** - Load Output 1
 - BLUE**** - Line Input 2
 - BLUE**** - Load Output 2
 - WHITE** - Neutral
- *BLACK wires can be reversed
**BLUE wires can be reversed

347 VAC OPTION (347)

Black wires are replaced w/ Red wires



CMR 10 (TS-CMR-001A)

SPECIFICATIONS

Electrical

Input Ratings	120/277V, 80 mA, 50/60Hz 347V, 80 mA, 50/60Hz 480V, 80 mA, 50/60Hz
Output Ratings	120V, 800W/6.67A - Tungsten, Ballast 120V, 5A - General Purpose 277V, 1200VA/4.3A - Ballast 347V, 4.3A - General Purpose 480V, 5A - General Purpose 125V, 1/4HP - Motor
Relay Type	Latching
Low Voltage Output Ratings	0-10VDC, Sinks <20mA
Class Rating	0-10V Dimming can be wired Class 1 or 2; <u>Do not include if only Class 1</u>
Standards/ Ratings	Energy Management Equipment, UL916 (E167435)

Mechanical

Dimensions	4.55"W x 1.55"D (116mm x 40mm)
Mounting	Single-Gang or Octagonal Box, Surface Mount
Color	White
Finish	Matte
Connection Type	Line Voltage Leads

Environmental

Warrantied Operating Temperature:	Standard: 14°F to 140°F (-10°C to 60°C) LT Option: -4°F to 140°F (-20°C to 60°C)
Relative Humidity	Up to 90%, Non-Condensing
Environment	Indoor
Standards/ Ratings	RoHS