

Conduit Outlet Boxes

For Rigid Conduit & IMC

Type GUEB

With internally threaded bodies
(Cover threads into box)

Use:

To provide access to conductors for pulling, splicing, maintenance and future changes/upgrades. Allows connection of straight conduit runs, branch conduit runs and 90° bends.


Features:

- 7 to 13 hubs.
- O-Ring gasket provided to assure NEMA 4 rating.
- Smooth hub bushings protect insulation when pulling conductors.
- Cast-in brackets on cover for use with breaker-bar tools for tightening/loosening.
- Tapered threaded hubs (NPT)
- Supplied with close-up plugs (see table).
- Furnished with internal ground screw.

Material/Finish:

Copper-Free Aluminum/Aluminum Enamel

Third Party Certification:

 UL Listed: E-30513
 Class I, Div. 1, 2, Groups B*, C, D
 Class I, Zone 1, 2, Groups IIA, IIB
 Class II, Div. 1, 2, Groups E, F, G
 Class III
 NEMA 4, 7BCD, 9EFG

 CSA Certified: 009795


Applicable Third Party Standards:

UL Standard: 886
 CSA Standard: C22.2 No.30
 NEC Articles 500-503 & 505
 Fed. Spec: A-A-50563


Suggested Specifications:

Hazardous location conduit outlet boxes shall be used in hazardous locations to provide for change in conduit direction, access to conductors, and as pull and splice boxes. They shall be copper free aluminum, with internally threaded bodies and cast in brackets on the cover. The boxes shall be UL Listed for Type 4, 7 and 9 locations. Hazardous location conduit outlet boxes will be O-Z/Gedney Type GUEB.

* In Group "B" atmospheres, all conduit runs must have a sealing fitting (not supplied) field installed adjacent to the enclosure.



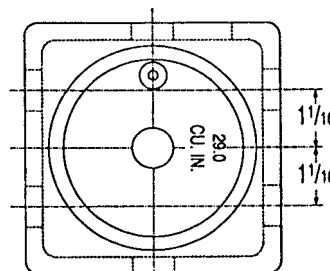
Type GUEB7



Type GUEB13

Trade Size Inches	Catalog Number	No. of Hubs	No. of Plugs Supplied	Cover Opening Inches	Cubic Inches
1/2	GUEB7-50AN4	7	4	3.38	29.0
3/4	GUEB7-75AN4	7	4	3.38	29.0
1	GUEB7-100AN4	7	4	3.38	29.0
1/2	GUEB13-50AN4	13	5	3.38	29.0
3/4	GUEB13-75AN4	13	5	3.38	29.0

Type GUEB7



Type GUEB13

